



DO YOU HAVE?

-
-
-
-

- MUSIC FOLDER
- SHARPENED PENCIL
- 2 PAPERS



CLASS TODAY:


-
-
-
-

- NOTE NAMES
- PLAY XYLOPHONES
- SPELL AND SING!



BELL RINGER:

SEE WHAT YOU KNOW PRE-QUIZ on Canvas



Agenda: February 17, 18, & 19 Treble Clef Notes

Past Agendas can be found in the [Modules](#)

Assignments:


  [Bell Ringer: Treble Clef: See What You Know! \(Dondlinger\)](#)

CLICK!

CLOSE
COMPUTERS!!



VOCABULARY



STAFF

VOCABULARY



LINE

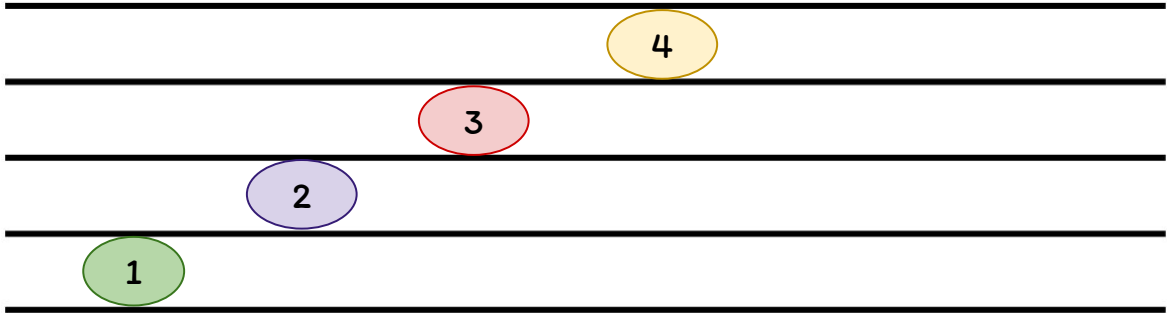
VOCABULARY

SPACE



VOCABULARY

SPACE




VOCABULARY

VOCABULARY

VOCABULARY

VOCABULARY

NOTES ON NOTES



TREBLE CLEF

TREBLE SPACES

SPACE



1st line: SPACES

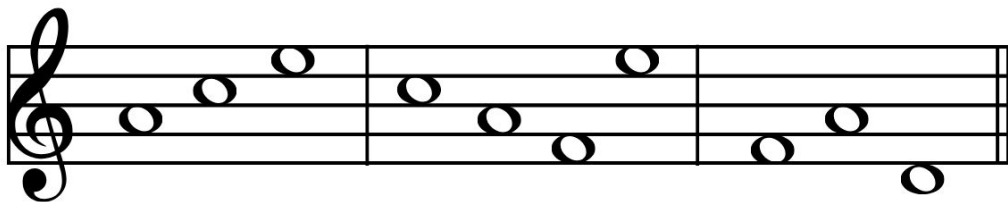
Name: _____

Section: _____

Date: _____

SPELL AND SING,
THEN PLAY!

Write the correct letter names
on the lines to spell the words.
Try to sing after writing!



1st line: SPACES


Name: _____

Section: _____

Date: _____

SPELL AND SING,
THEN PLAY!

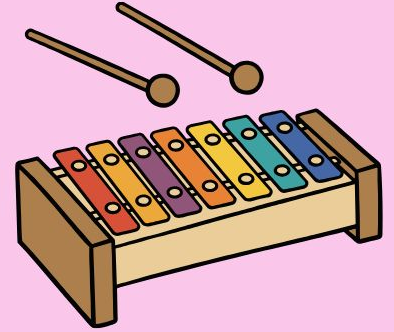
Write the correct letter names
on the lines to spell the words.
Try to sing after writing!



A C E C A F E F A D

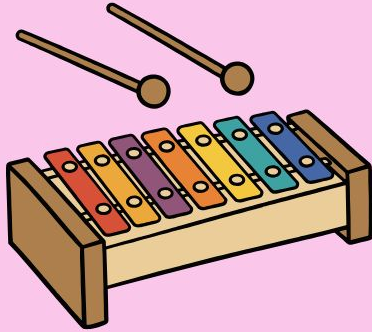
LET'S TEST WHAT WE'VE LEARNED!

ORFF RULES

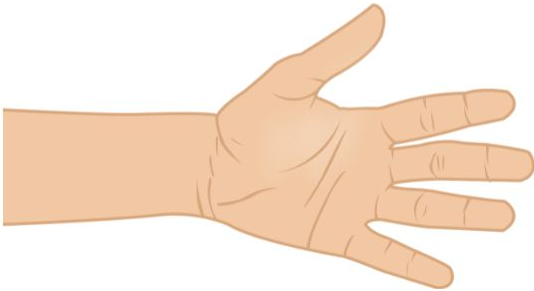


1. YOU GET WHAT YOU GET AND YOU DON'T GET UPSET
2. IF IT HURTS YOUR HEAD IT HURTS INSTRUMENT
3. IF YOU PLAY BEFORE I SAY I WILL TAKE YOUR INSTRUMENT AWAY
4. TIEDE RULE

INSTRUMENTS ON PAUSE!



COUNTING LINES



5
4
3
2
1

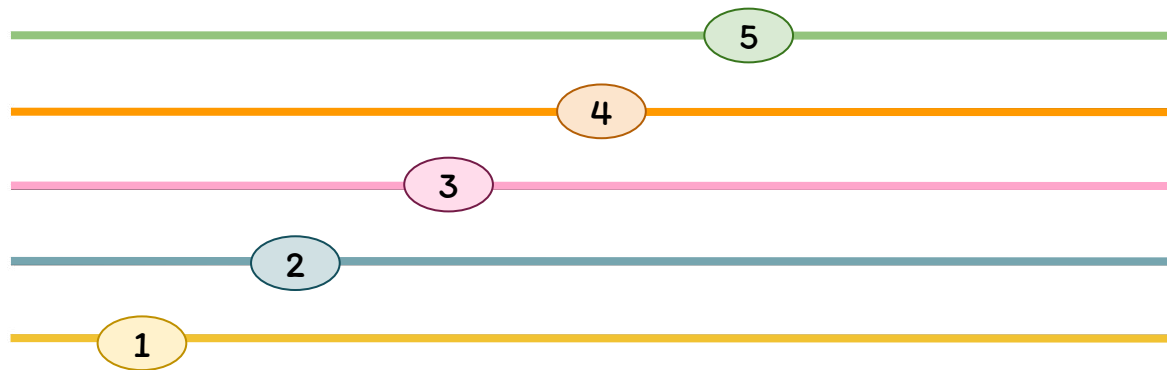


5
4
3
2
1



LINE

VOCABULARY



LINE

VOCABULARY



VOCABULARY

VOCABULARY

VOCABULARY


VOCABULARY

VOCABULARY



LINE



NOTES ON NOTES



TREBLE CLEF

TREBLE LINES

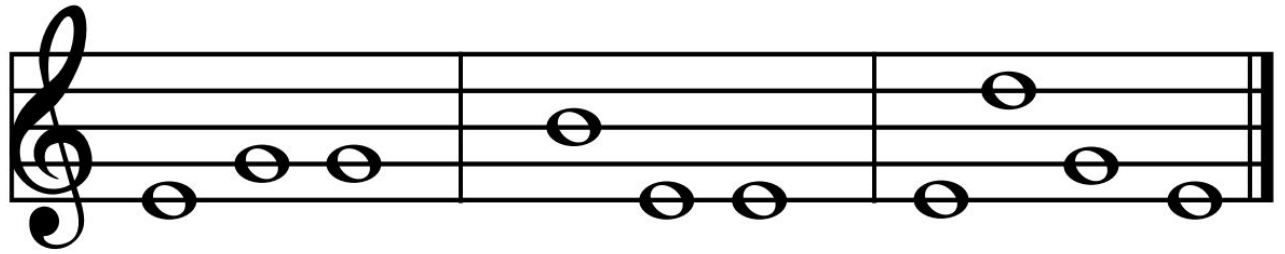
LINE



Every Good Boy Deserves Fruit



2nd line: LINES



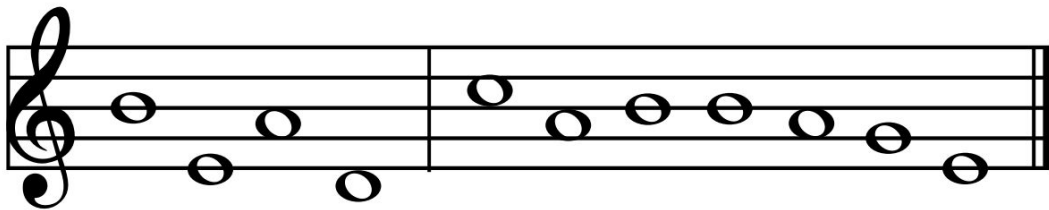
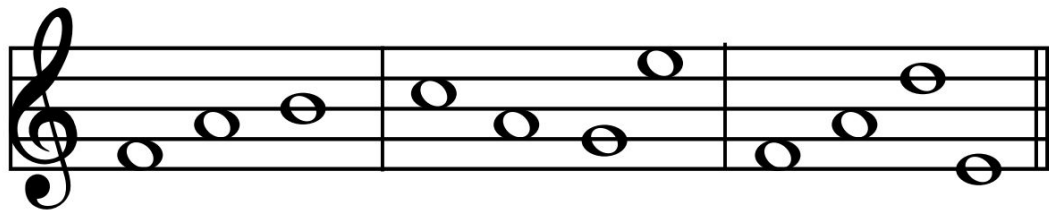
2nd line: LINES

A musical staff in treble clef with a key signature of one sharp (F#). The staff is divided into three measures. The notes are as follows:

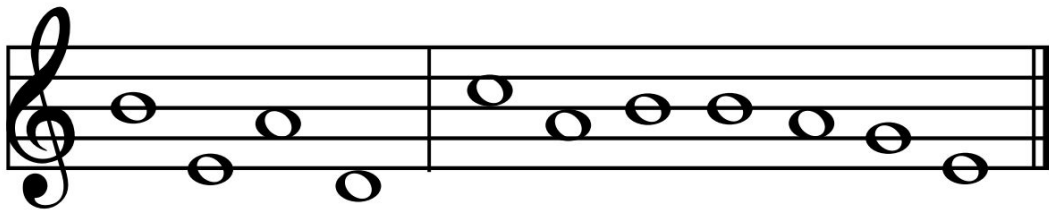
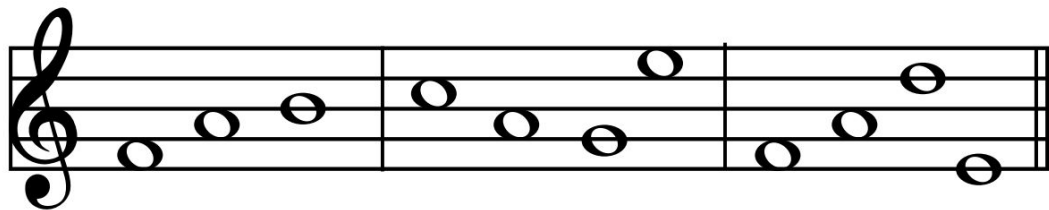
- Measure 1: E (first space), G (second line), G (second line).
- Measure 2: B (second space), E (first space), E (first space).
- Measure 3: E (first space), D (first space), G (second line), E (first space).

The notes are labeled with their letter names (E, G, B, D) below the staff, underlined.

3rd/4th lines: Mixed

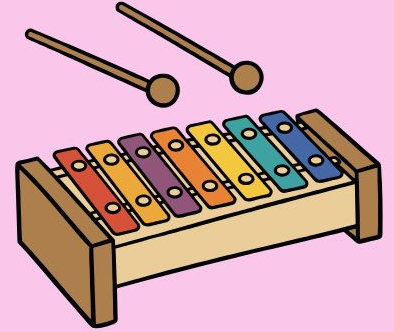


3rd/4th lines: Mixed




PUTTING THEM BACK!

1. BIG CIRCLE
2. PUT AWAY MALLETS
3. FIND A FREE PARKING SPACE
4. PLACE BACK ON SHELF




EXIT TICKET: 4 CORNERS


4



1



3



2

